



Search x

FAQ

SITEMAP

JAPANESE

DATABASE
SEARCH by CAR

PRODUCT TOP

HOME PRODUCT SUPERCHARGER UNIVERSAL KIT SPECIFICATION

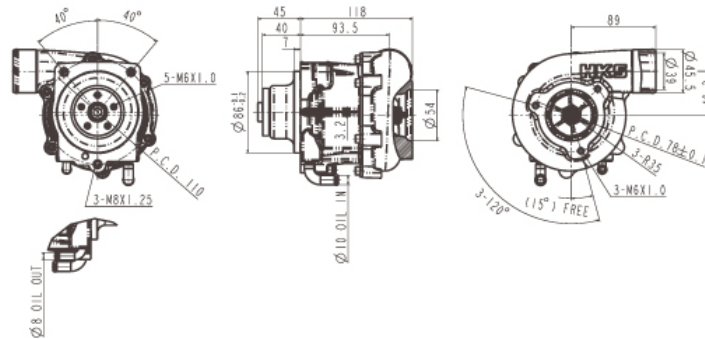


- CHARACTERISTIC
- PERFORMANCE
- PULLEY TEST
- RESTRICTOR TEST
- SPECIFICATION**

- HKS GT SUPERCHARGER SPECIFICATION -

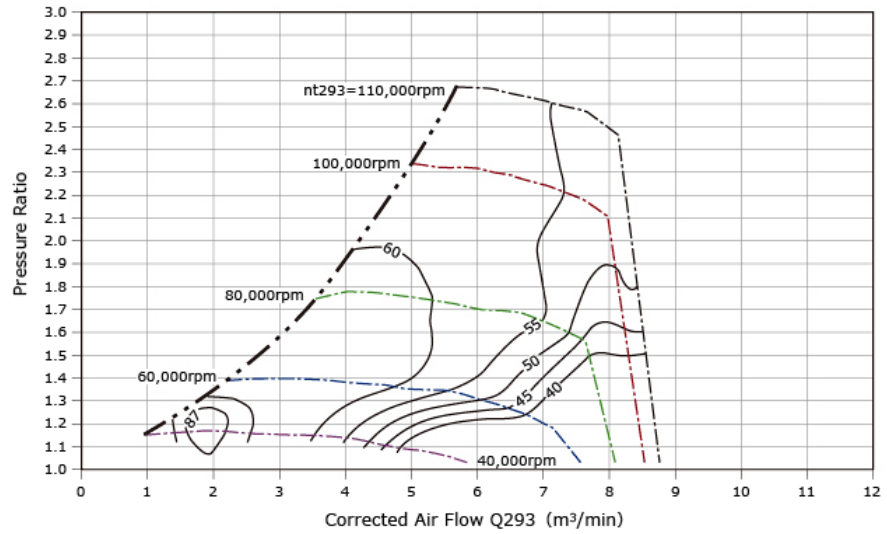
GTS4015HP

MODEL	MAX IMPELLER SPEED	MAX PRESSURE RATIO	MAX FLOW	POWER RANGE	DRIVE RATIO	UNIT WEIGHT
	rpm	-	m ³ /min	ps	-	kg
GTS4015HP	110,000	2.6	8.1	100 - 150	9.875	3.5



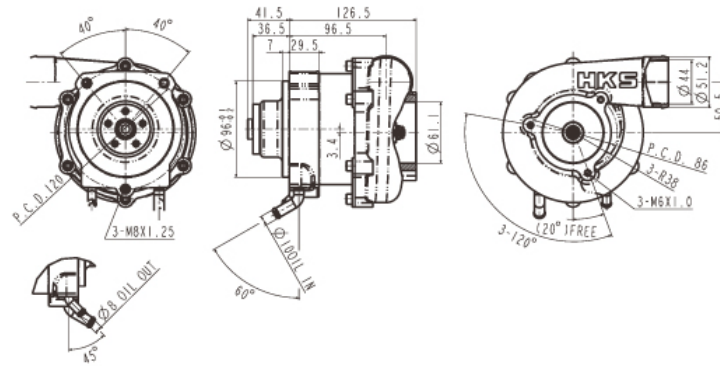
GT Supercharger Compressor Map (GTS4045HP)

- EXHAUST
 - SUSPENSION
 - INTAKE
 - ELECTRONICS
 - BLOW OFF
 - COOLING
 - TURBO
 - SUPERCHARGER**
 - Vehicle Specific Kit
 - Universal Kit
 - Characteristics
 - Performance
 - Pulley Test
 - Restrictor Test
 - Specification
 - FUEL
 - ENGINE
 - POWER TRAIN
 - BRAKE SYSTEM
 - OIL
 - PLUG
 - SUPPORT PART
-
- 186/ZN6
 - 1R35 GT-R

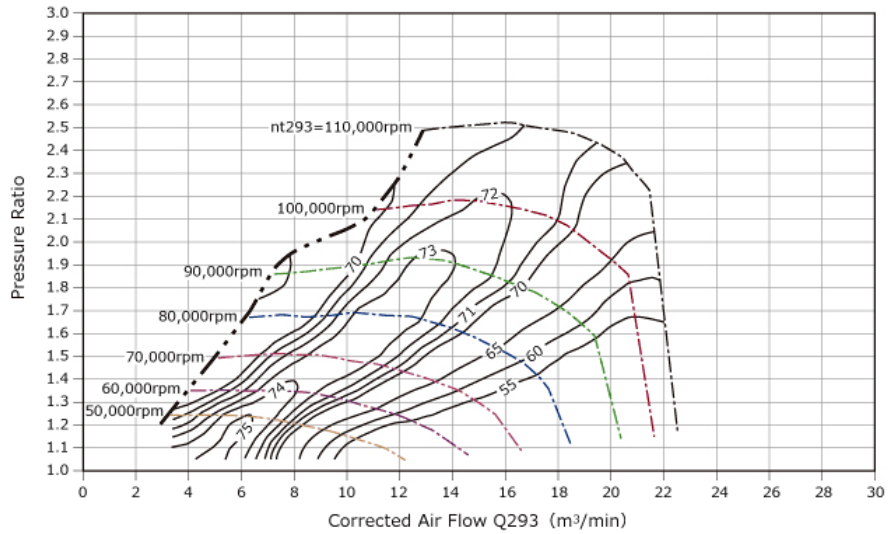


GTS7040

MODEL	MAX IMPELLER SPEED	MAX PRESSURE RATIO	MAX FLOW	POWER RANGE	DRIVE RATIO	UNIT WEIGHT
	rpm	-	m ³ /min	ps	-	kg
GTS7040	110,000	2.5	22	200 ÷ 400	9.444	4.2

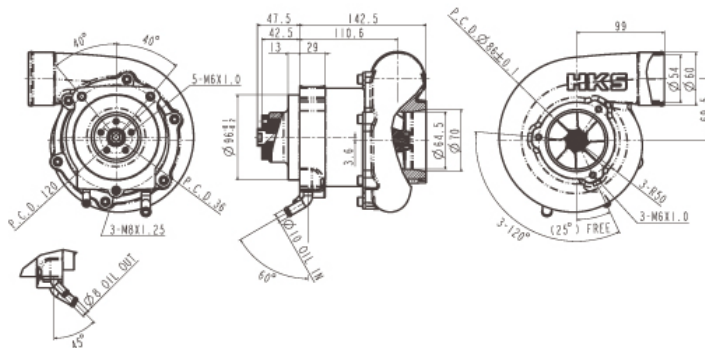


GT Supercharger Compressor Map
(GTS7040)

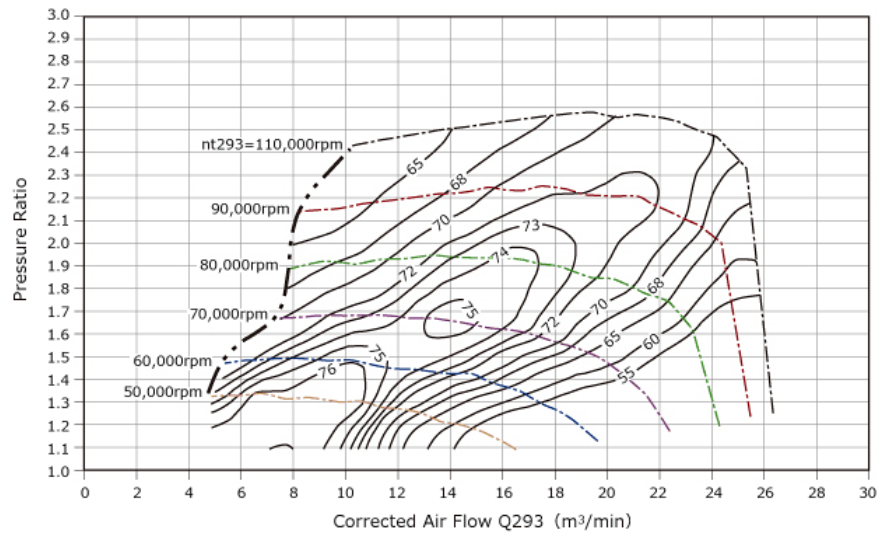


GTS8550

MODEL	MAX IMPELLER SPEED	MAX PRESSURE RATIO	MAX FLOW	POWER RANGE	DRIVE RATIO	UNIT WEIGHT
	rpm	-	m ³ /min	ps	-	kg
GTS8550	100,000	2.6	26	250 ÷ 500	9.368	5.3



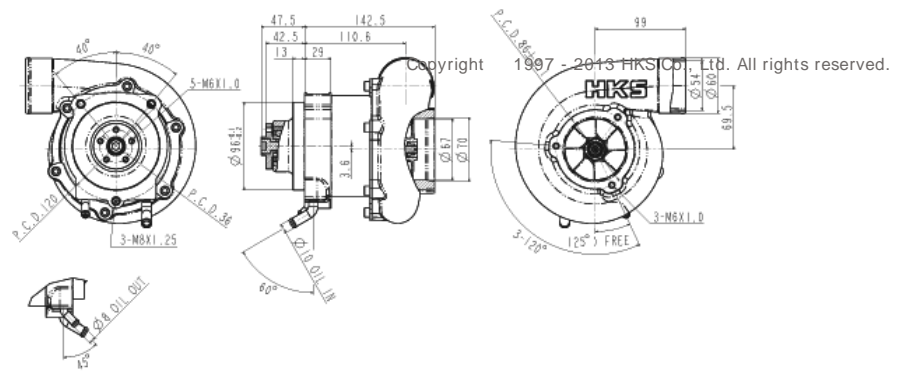
GT Supercharger Compressor Map
(GTS8550)



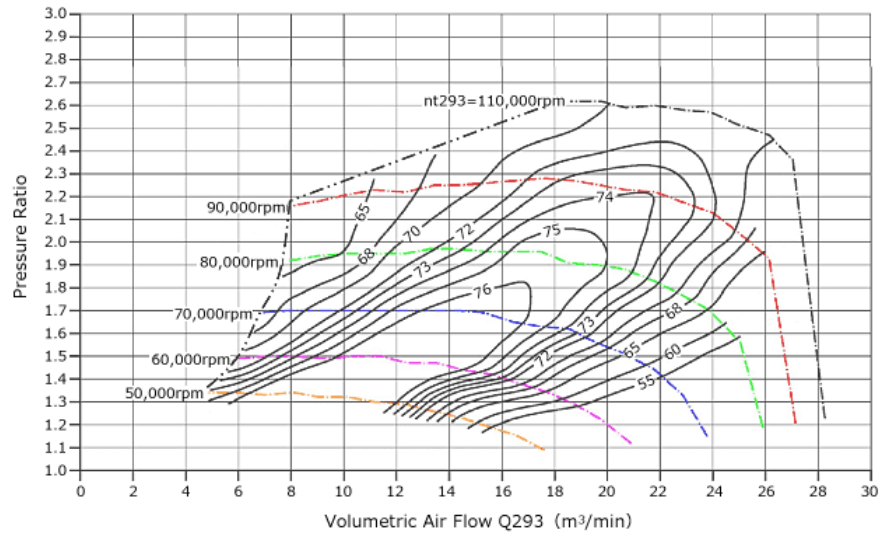
GTS8555

MODEL	MAX IMPELLER SPEED	MAX PRESSURE RATIO	MAX FLOW	POWER RANGE	DRIVE RATIO	UNIT WEIGHT
	rpm	-	m ³ /min	ps	-	kg
GTS8555	100,000	2.6	28	300 ÷ 550	9.368	5.3

SITEMAP É PRIVACY POLICY É CONTACT



GT Supercharger Compressor Map (GTS8555)



[Back to top](#)